

FX-EX41

Transmission more than 3800M

Dear Customer

Thank you for purchasing this product. For optimum performance and safety, please read these instructions carefully before connecting, operating or adjusting this product. Please keep this manual for future reference.

ABLE OF CONTENTS

Feature

Specifications

Package Contents

Panel Descriptions

Connecting and Operating

Typical Application

Product Service

Warranty

Feature

- HDMI over 2-conductor cable
(Such as Twisted cable, telephone cable, Cat5e/6/7 cable etc)
- With 1x Loop HDMI output at transmitter
- Transmission more than 3800m
- Support Multi-level cascading
- HDMI Resolution up to 1080p
- HDCP compliant
- IR pass-through control
- Power Supply DC12V/1A
- Power Consumption : TX:6.5watts;RX:5.5watts
- Dimension (L×W×H):206.2×110×33mm
- Net Weight:TX:545g; RX:548g

NOTICE

Our company reserve the right to make changes in the hardware, packaging and any accompanying documentation without prior written notice.

SPECIFICATIONS

Operating Temperature Range	-10 to +50°C(+14 to +122°F)
Operating Humidity Range	5 to 90%RH (No Condensation)
Support Audio Format	LPCM audio format
Transmission Distance	3800m 2-Conductor cable(Recommend to use 12AWG-19AWG cable)
Support Video Format	DTV/HDTV:480i/ 480P/576i/576P/720P/1080i/1080P
	VESA: 800x600, 1024x768, 1280x768,1280x960,1280x1024,
	1680x1050,1920x1080,1280x720, 1360x768,1400x1050,1280x1024.
Connector on Transmitter	1x HDMI Input, 1x HDMI Looing output
	1x3.5mm jack for IR-TX
	1x Red Terminal Post, 1x Black Terminal Post
	DC 5.5 x2.1mm Jack
Connector on Receiver	1x Red Terminal Post, 1x Black Terminal Post
	1x HDMI Output, 3.5mm
	1x3.5mm jack for IR-RX
	DC 5.5 x2.1mm Jack
Power consumption	Transmitter: 6.5watts(Maximum),Receiver:5.5watts (Maximum)
Dimension (L×W×H)	L206.2xW110xH33mm
IR frequency	38K-56KHZ
Net Weight	Transmitter: 545g Receiver: 548g

Note: Specifications are subject to change without notice. Mass and dimensions are approximate.

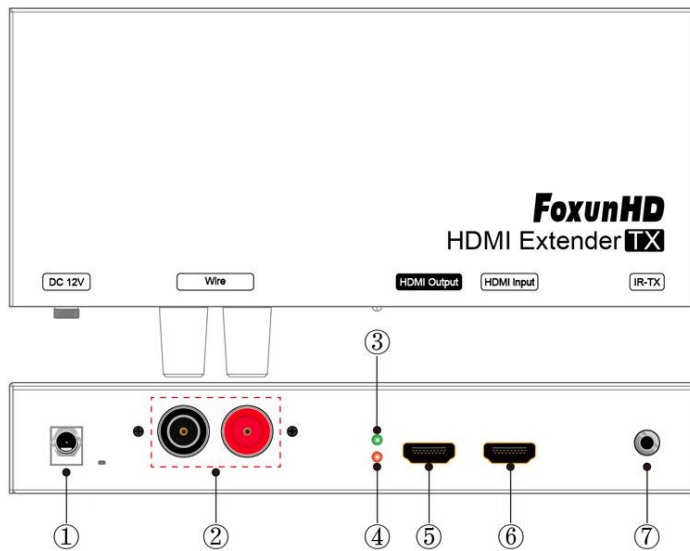
PACKING CONTENTS

- 1) FX-EX41
- 2) 2x Power Adapter DC 12V 1A
- 3) 8x Screws
- 4) 4x Detachable Mounting Ears
- 5) 1x User Manual

Notes: Please confirm if the product and the accessories and all in duded, if not please contact with the dealers.

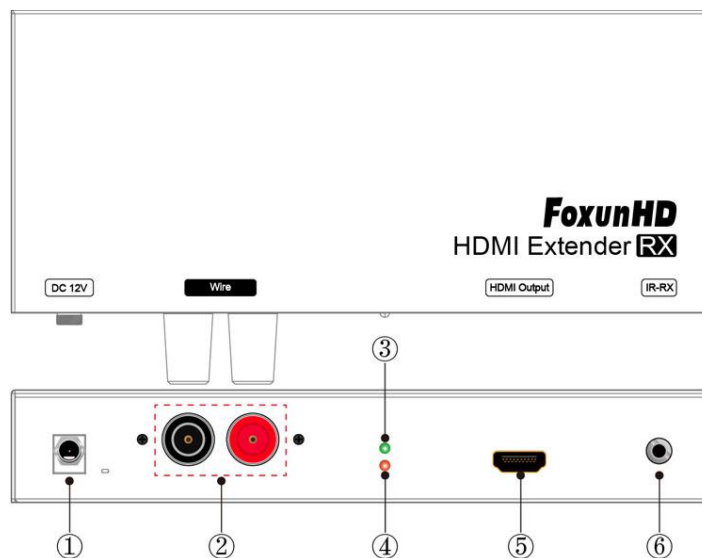
PANEL DESCRIPTION

EX41-TX



- | | |
|-----------------------------------|---|
| 1) Power input port | 2) Terminal Post to connect 2-conductor cable |
| 3) Green indicator of data status | 4) Red indicator of power input |
| 5) HDMI Output port | 6) HDMI Input port |
| 7) IR-TX | |

EX41-RX



- | | |
|-----------------------------------|---|
| 1) Power input port | 2) Terminal Post to connect 2-conductor cable |
| 3) Green indicator of data status | 4) Red indicator of power input |
| 5) HDMI Output port | 6) IR-RX |

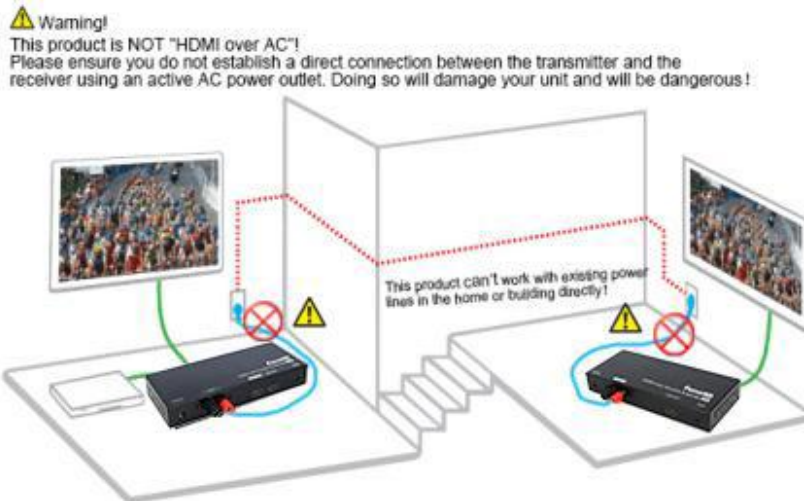
CONNECT AND OPERATE

- 1) Connect the HDMI input source (such as HD-DVD/PS3/STB etc) into transmitter over HDMI cable.
- 2) Connect the transmitter to the receiver by any 2-conductor cable.

- 3) Connect the HDMI output (such as HD-LCD/HD-DLP) into the receiver over HDMI cable.
- 4) Connect the IR TX cable into "IR TX" port of the transmitter; Connect the IR RX cable into "IR RX" port of the receiver.
- 5) Connect power adapter in to the transmitter and receiver.

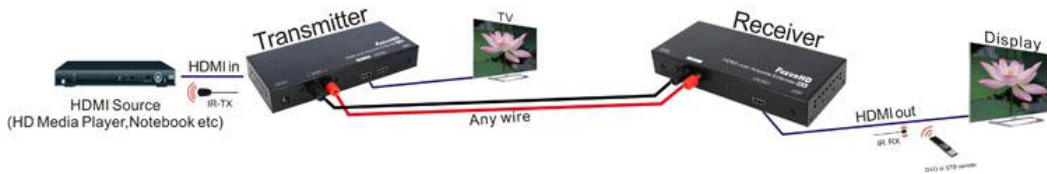
Connection Diagram

**This product can't be connected to 110V/220V high voltage.
It can't work with existing power lines in the home or building directing.**



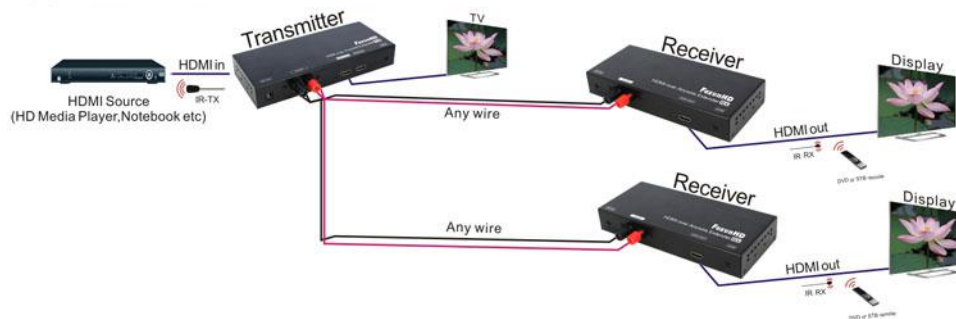
Application 1: Unicast

Application 1: Unicast



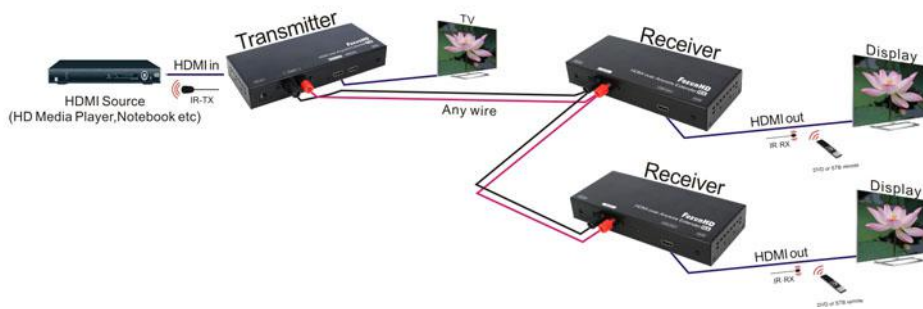
Application 2: Multicast

Application 2: Multicast



Application 3: Multi-level cascading

Application 3: Multi-level cascading



NOTE: Insert/Extract cables gently.

MAINTENANCE

Clean this unit with a soft, dry cloth. Never use alcohol, paint thinner or benzene to clean this unit.

PRODUCT SERVICE

- 1) **Damage requiring service:** The unit should be serviced by qualified service personnel if:
 - (a)The DC power supply cord or AC adaptor has been damaged;
 - (b)Objects or liquids have gotten into the unit;
 - (c)The unit has been exposed to rain;
 - (d)The unit does not operate normally or exhibits a marked change in performance;
 - (e)The unit has been dropped or the cabinet damaged.
- 2) **Servicing Personnel:** Do not attempt to service the unit beyond that described in these operating instructions. Refer all other servicing to authorized servicing personnel.
- 3) **Replacement parts:** When parts need replacing ensure the servicer uses parts specified by the manufacturer or parts that have the same characteristics as the original parts. Unauthorized substitutes may result in fire, electric shock, or other hazards.
- 4) **Safety check:** After repairs or service, ask the servicer to perform safety checks to confirm that the unit is in proper working condition.

WARRANTY

If your product does not work properly because of a defect in materials or workmanship, our Company (referred to as "the warrantor") will , for the length of the period indicated as below, **(Parts(2)Year ,Labor(90) Days)** which starts with the date of original purchase ("Limited Warranty period"), at its option either(a) repair your product with new or refurbished parts, or (b) replace it with a new of a

refurbished product. The decision to repair or replace will be made by the warrantor.

During the "Labor" Limited Warranty period there will be no charge for labor.

During the "Parts" warranty period, there will be no charge for parts. You must mail-in your product during the warranty period. This Limited Warranty is extended only to the original purchaser and only covers product purchased as new. A purchase receipt or other proof of original purchase date is required for Limited Warranty service.

LIMITED WARRANTY LIMITS AND EXCLUSIONS

1) This Limited Warranty ONLY COVERS failures due to defects in materials or workmanship, and DOES NOT COVER normal wear and tear or cosmetic damage. The Limited Warranty ALSO DOES NOT COVER damages which occurred in shipment, or failures which are caused by products not supplied by warrantor, or failures which result from accidents, misuse, abuse, neglect, mishandling, misapplication, alteration, faulty installation, set-up adjustments, misadjustment of consumer controls, improper maintenance, power line surge, lightning damage, modification, or service by anyone other than a Factory Service center or other Authorized Servicer, or damage that is attributable to acts of God.

2) THERE ARE NO EXPRESS WARRANTIES EXCEPT AS LISTED UNDER "LIMITED WARRANTY COVERAGE". THE WARRANTOR IS NOT LIABLE FOR INCIDENTAL OR CONSEQUENTIAL DAMAGES RESULTING FROM THE USE OF THIS PRODUCT, OR ARISING OUT OF ANY BREACH OF THIS WARRANTY. (As examples, this excludes damages for lost time, cost of having someone remove or re-install an installed unit if applicable, travel to and from the service, loss of or damage to media or images, data or other recorded content. The items listed are not exclusive, but are for illustration only.

PARTS AND SERVICE, WHICH ARE NOT COVERED BY THIS LIMITED WARRANTY, ARE YOUR RESPONSIBILITY.