

## **FX-SP05 HDMI Splitter**

**HDMI 2.0 1x2 HDMI Splitter, HDCP2.2**

**Supports 3D, 4Kx2K@60Hz(YUV 4:4:4), 18G, HDR, EDID**

### **Dear Customer**

Thank you for purchasing this product. For optimum performance and safety, please read these instructions carefully before connecting, operating or adjusting this product. Please keep this manual for future reference.

### **ABLE OF CONTENTS**

**Feature**

**Introduction**

**Specifications**

**Package Contents**

**Panel Descriptions**

**EDID Introduction**

**Connecting and Operating**

**Typical Application**

**Product Service**

**Warranty**

**Feature**

- Simultaneously displays an Ultra Hi-Def source on up to four Ultra HD displays.
- Supports resolutions up to Ultra HD 4Kx2K(3840x2160@60Hz YUV 4:4:4 ) .
- Supports four kinds of EDID handling abilities: mixed EDID, copy EDID, default 1080p output, default 4Kx2K output.
- Supports HDCP2.2/1.4 Compliant.
- Supports 36 bit Deep Color.
- Supports LPCM 7.1, Dolby TrueHD, Dolby digital Plus, and DTS-HD Master Audio.
- Support 3D.
- Bandwidth 18G.
- Support HDR.
- Support online firmware upgrade via Micro USB Port.
- DC 5V 1A Power supply.
- Power consumption:1.5watts
- Dimension (L×W×H):75x70x23.1mm

**NOTICE**

Our company reserve the right to make changes in the hardware, packaging and any accompanying documentation without prior written notice.

**INTRODUCTION**

FX-SP05 is a HDMI Splitter that distribute 1 Ultra HD source to 2 Ultra HD displays,with 2 Bit DIP switch to select from 4 kinds of EDID models.

**SPECIFICATIONS**

Operating Temperature Range	-5 to +35°C(+23 to +95°F)
Operating Humidity Range	5 to 90%RH (No Condensation)
Bandwidth frequency	18Gbps
HDCP	HDCP2.2
Input Ports	1xHDMI (Female)
Output ports	2xHDMI outputs(female)

Resolution outputs	Up to 4k x2k(3840x2160@60Hz YUV 4:4:4)
Transmission Distance	15m (Maximum) over standard HDMI cable/26AWG
Power consumption	1.5watts
Dimension (L×W×H)	75x70x23.1mm
Net Weight	128g


**Note: Specifications are subject to change without notice. Mass and dimensions are approximate.**

**PACKING CONTENTS**

- 1) Main Unit. 1x HDMI Splitter
- 2) 1x 5V 1A DC Power Supply.
- 3) User manual


**Notes: Please confirm if the product and the accessories and all in duded, if not please contact with the dealers.**


**PANEL DESCRIPTION**



- 1) HDMI output ports
- 2) HDMI output ports

- 3) Indicator of HDMI output
- 4) Upgrader firmware interface
- 5) Indicator of power input
- 6) HDMI input port
- 7) DIP switch for EDID choosing

 00: 4K,

 11: Default 1080p output

 10: Copy EDID,

 01: Mixed EDID

### EDID Introduction

**00: Mixed EDID:** always follow the lowest resolution of the displays connected to output 2 in order to support all displays show the source.

**11: Copy EDID:** output 1 is prior port

- a. When output 1 is connected to one display, another display which connected to output 2 will follow the Resolution of output
- b. When output 1 is disconnected, output 2 will output 1080p only.

**10: Default 1080p output:** output a default 1080p source, in this case all outputs will display 1080p if they support resolution 1080p and above.

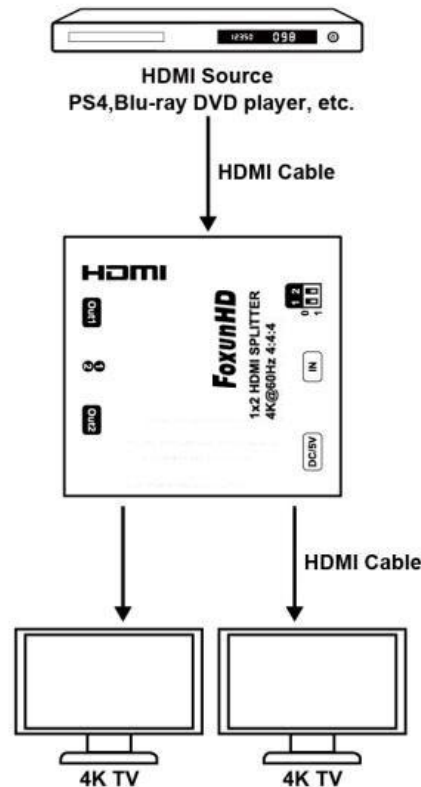
**01: Default 4Kx2K output:** output a default 4Kx2K source, in this case all outputs will display 4Kx2K if they support resolution 4Kx2K and above.

**Note:**Please restart the splitter when change EDID mode!

### CONNECT AND OPERATE

- 1) Connect the HDMI input source to input port of HDMI Splitter
- 2) Connect the HDMI Splitter output ports to the displays
- 3) Connect DC 5V1A power to the power port of the FX-SP05.

### Typical Application



**Attention:** 1) Insert/Extract cable gently.

2) Please don't insert into or pull out HDMI Cable when power on. please connect Cable only when power is off.

## MAINTENANCE

Clean this unit with a soft, dry cloth. Never use alcohol, paint thinner or benzene to clean this unit.

## PRODUCT SERVICE

1) **Damage requiring service:** The unit should be serviced by qualified service personnel if:

- (a) The DC power supply cord or AC adaptor has been damaged;
- (b) Objects or liquids have gotten into the unit;
- (c) The unit has been exposed to rain;
- (d) The unit does not operate normally or exhibits a marked change in performance;
- (e) The unit has been dropped or the cabinet damaged.

2) **Servicing Personnel:** Do not attempt to service the unit beyond that described in these operating instructions. Refer all other servicing to authorized servicing personnel.

3) **Replacement parts:** When parts need replacing ensure the servicer uses parts specified by the manufacturer or parts that have the same characteristics as the original parts. Unauthorized substitutes

may result in fire, electric shock, or other hazards.

4) **Safety check:** After repairs or service, ask the servicer to perform safety checks to confirm that the unit is in proper working condition.

## **WARRANTY**

If your product does not work properly because of a defect in materials or workmanship, our Company (referred to as "the warrantor" ) will , for the length of the period indicated as below,

**(Parts(2)Year ,Labor(90) Days)** which starts with the date of original purchase ("Limited Warranty period"), at its option either(a) repair your product with new or refurbished parts, or (b) replace it with a new of a refurbished product. The decision to repair or replace will be made by the warrantor.

During the "Labor" Limited Warranty period there will be no charge for labor.

During the "Parts" warranty period, there will be no charge for parts. You must mail-in your product during the warranty period. This Limited Warranty is extended only to the original purchaser and only covers product purchased as new. A purchase receipt or other proof of original purchase date is required for Limited Warranty service.

## **LIMITED WARRANTY LIMITS AND EXCLUSIONS**

1) This Limited Warranty ONLY COVERS failures due to defects in materials or workmanship, and DOES NOT COVER normal wear and tear or cosmetic damage. The Limited Warranty ALSO DOES NOT COVER damages which occurred in shipment, or failures which are caused by products not supplied by warrantor,or failures which result from accidents,misuse,abuse,neglect, mishandling, misapplication, alteration, faulty installation, set-up adjustments, misadjustment of consumer controls, improper maintenance, power line surge, lightning damage, modification, or service by anyone other than a Factory Service center or other Authorized Servicer, or damage that is attributable to acts of God.

2) THERE ARE NO EXPRESS WARRANTIES EXCEPT AS LISTED UNDER "LIMITED WARRANTY COVERAGE".THE WARRANTOR IS NOT LIABLE FOR INCIDENTAL OR CONSEQUENTIAL DAMAGES RESULTING FROM THE USE OF THIS PRODUCT, OR ARISING OUT OF ANY BREACH OF THIS WARRANTY. (As examples, this excludes damages for lost time, cost of having someone remove or re-install an installed unit if applicable, travel to and from the service, loss of or damage to media or images, data or other recorded content. The items listed are not exclusive, but are for illustration only.

PARTS AND SERVICE, WHICH ARE NOT COVERED BY THIS LIMITED WARRANTY, ARE YOUR RESPONSIBILITY.