

FX-EX46

60m HDMI USB KVM Extender

Dear Customer

Thank you for purchasing this product. For optimum performance and safety, please read these instructions carefully before connecting, operating or adjusting this product. Please keep this manual for future reference.

ABLE OF CONTENTS

Feature

Specifications

Package Contents

Panel Descriptions

Connecting and Operating

Typical Application

Product Service

Warranty

Feature

- Each set includes one transmitter and one receiver
- Transmit distance to 100m over single Cat5e/6 cable
- Transmit distance up to 60m over single Cat5e/6 cable under USB Mode
- USB 2.0 pass through
- Support Full HD 1080P
- Power Supply DC12V
- Power Consumption : TX:1.2watts;RX:2.6watts
- Dimension (L×W×H):84.2×75.2×27.5mm
- Net Weight:Receiver:0.41kg (Pairs)

NOTICE

Our company reserve the right to make changes in the hardware, packaging and any accompanying documentation without prior written notice.

SPECIFICATIONS

Operating Temperature Range	-10 to +50°C (14 to +122°F)
Operating Humidity Range	5 to 90%RH (No Condensation)
Support Video Format	DTV/HDTV: 480P/576P/720P/1080P VESA:640x480, 800x600, 1024x768, 1280x1024, 1680x1050, 1280x720, 1360x768
Connector on Transmitter	1x HDMI Input , 1x USB B Type 1xRJ45 Output
Connector on Receiver	1xRJ45 Input 1x HDMI Output, 2x USB A Type
Transmission Distance	100m over single Cat5e/6 /24AWG/Solid under Non-USB Mode 60m over Single Cat5e/6 /24AWG/Solid under USB Mode
USB Distance	480M bit/s
Power consumption	Transmitter : 1.2W Receiver : 2.6W
Dimension (L×W×H)	L84.2xW75.2xH27.5mm
Net Weight	Transmitter:205g ; Receiver:205g

Note: Specifications are subject to change without notice. Mass and dimensions are approximate.

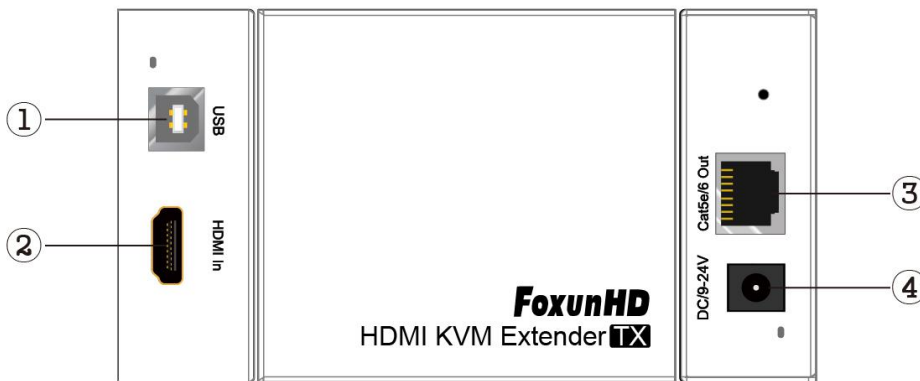
PACKING CONTENTS

- 1) Main Unit: HDMI Extender(Transmitter& Receiver)
- 2) 2x Power Adapter DC 12V
- 3) 8x Screws
- 4) 4x Detachable Mounting Ears
- 5) 1x USB 2.0 AM to BM Cable
- 6) 1x User's Manual

Notes: Please confirm if the product and the accessories and all in duded, if not please contact with the dealers.

PANEL DESCRIPTION

EX46-TX



- ① USB port
- ② HDMI input port
- ③ Cat5e/6 output port
- ④ Power input port

EX46-RX

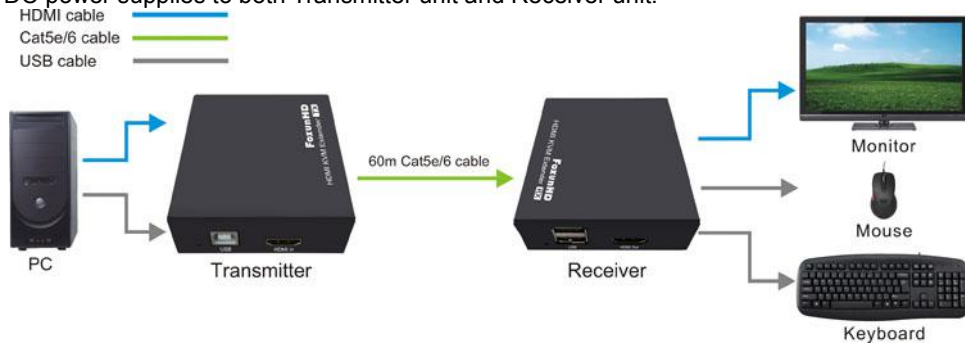


- ① USB port
- ② HDMI output port
- ③ Cat5e/6 output port
- ④ Power input port

CONNECT AND OPERATE

Application 1: KVM

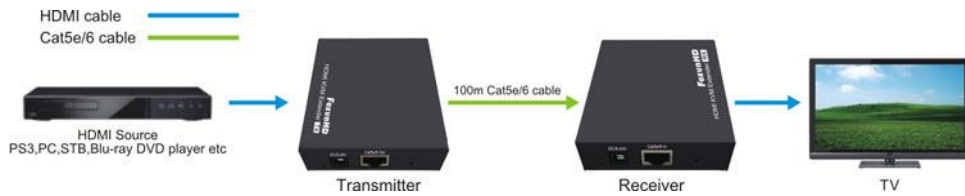
1. Connect one HDMI Cable between the HDMI output port of source device and the HDMI input port of Transmitter unit
2. Connect one HDMI Cable between the HDMI input port of display and the HDMI output port of Receiver unit.
3. Connect one UTP Cat5e or better cable between the RJ45 port of Transmitter unit and RJ45 port of Receiver unit.
4. Connect the PC to the transmitter by USB AM-USB BM cable.
5. Connect keyboard, mouse to the receiver.
6. Connect 12V DC power supplies to both Transmitter unit and Receiver unit.



Application 2:

Point to point configuration:

1. Connect one HDMI Cable between the HDMI output port of source device and the HDMI input port of Transmitter unit
2. Connect one Cat5e/6 or better cable between the Transmitter and Receiver
3. Connect one HDMI cable between the HDMI Input of the display device and the HDMI Output port of the Receiver unit



Attention: 1) Insert/Extract cable gently.

2) Please don't insert into or pull out HDMI Cable when power on. please connect Cable only when power is off.

MAINTENANCE

Clean this unit with a soft, dry cloth. Never use alcohol, paint thinner or benzene to clean this unit.

PRODUCT SERVICE

- 1) **Damage requiring service:** The unit should be serviced by qualified service personnel if:
 - (a)The DC power supply cord or AC adaptor has been damaged;

- (b) Objects or liquids have gotten into the unit;
 - (c) The unit has been exposed to rain;
 - (d) The unit does not operate normally or exhibits a marked change in performance;
 - (e) The unit has been dropped or the cabinet damaged.
- 2) **Servicing Personnel:** Do not attempt to service the unit beyond that described in these operating instructions. Refer all other servicing to authorized servicing personnel.
- 3) **Replacement parts:** When parts need replacing ensure the servicer uses parts specified by the manufacturer or parts that have the same characteristics as the original parts. Unauthorized substitutes may result in fire, electric shock, or other hazards.
- 4) **Safety check:** After repairs or service, ask the servicer to perform safety checks to confirm that the unit is in proper working condition.

WARRANTY

If your product does not work properly because of a defect in materials or workmanship, our Company (referred to as "the warrantor") will , for the length of the period indicated as below,

(Parts(2)Year ,Labor(90) Days) which starts with the date of original purchase ("Limited Warranty period"), at its option either (a) repair your product with new or refurbished parts, or (b) replace it with a new or a refurbished product. The decision to repair or replace will be made by the warrantor.

During the "Labor" Limited Warranty period there will be no charge for labor.

During the "Parts" warranty period, there will be no charge for parts. You must mail-in your product during the warranty period. This Limited Warranty is extended only to the original purchaser and only covers product purchased as new. A purchase receipt or other proof of original purchase date is required for Limited Warranty service.

LIMITED WARRANTY LIMITS AND EXCLUSIONS

1) This Limited Warranty ONLY COVERS failures due to defects in materials or workmanship, and DOES NOT COVER normal wear and tear or cosmetic damage. The Limited Warranty ALSO DOES NOT COVER damages which occurred in shipment, or failures which are caused by products not supplied by warrantor, or failures which result from accidents, misuse, abuse, neglect, mishandling, misapplication, alteration, faulty installation, set-up adjustments, misadjustment of consumer controls, improper

maintenance, power line surge, lightning damage, modification, or service by anyone other than a Factory Service center or other Authorized Servicer, or damage that is attributable to acts of God.

2) THERE ARE NO EXPRESS WARRANTIES EXCEPT AS LISTED UNDER "LIMITED WARRANTY COVERAGE". THE WARRANTOR IS NOT LIABLE FOR INCIDENTAL OR CONSEQUENTIAL DAMAGES RESULTING FROM THE USE OF THIS PRODUCT, OR ARISING OUT OF ANY BREACH OF THIS WARRANTY. (As examples, this excludes damages for lost time, cost of having someone remove or re-install an installed unit if applicable, travel to and from the service, loss of or damage to media or images, data or other recorded content. The items listed are not exclusive, but are for illustration only.

PARTS AND SERVICE, WHICH ARE NOT COVERED BY THIS LIMITED WARRANTY, ARE YOUR RESPONSIBILITY.