

FX-AEX01

Audio Extender over Cat5e/6 Cable

Dear Customer

Thank you for purchasing this product. For optimum performance and safety, please read these instructions carefully before connecting, operating or adjusting this product. Please keep this manual for future reference.

ABLE OF CONTENTS

Feature

Specifications

Package Contents

Panel Descriptions

Connecting and Operating

Typical Application

Product Service

Warranty

Feature

- 1)Transmission Range: Up to 990ft (300 meters)
- 2) Accepts Digital Coax or Optical Toslink
- 3) Supports Digital 5.1 (DTS, Dolby Digital, etc.)
- 4)Data Transmission Rate: 12.8 Mb/s
- 5) S/PDIF (Digital Coax): 96 kHz performance
- 6)Power Supply DC5V/1A
- 7) Power Consumption: 1watts
- 8) Dimension (L×W×H):TX/RX:60.5x46.5x20mm
- 9) Net Weight:150g(Pair)

NOTICE

Our company reserve the right to make changes in the hardware, packaging and any accompanying documentation without prior written notice.

SPECIFICATIONS

Operating Temperature Range	-5 to +35°C(+23 to +95°F)
Operating Humidity Range	5 to 90%RH (No Condensation)
Data transfer speed	6.75Gbps
Connectors Transmitter	1xCat5e/6 out 1xPower DC 2xAudio in(for Optical and Coaxial)
Connectors Receiver	1xCat5e/6 in 2xAudio out(for Optical and Coaxial)
Audio format	Dolby 5.1, DTS Digital etc
Power consumption	1watts
Dimension (L×W×H)	60.5x46.5x20mm
Net Weight	150g(Pair)

Note: Specifications are subject to change without notice. Mass and dimensions are approximate.


PACKING CONTENTS

- 1) Main Unit. Audio Extender over Cat5e/6 Cable
- 2) Operating Instructions
- 3) Power adapter DC 5V 1A x1PCS

Notes: Please confirm if the product and the accessories and all in duded, if not please contact with the dealers.


PANEL DESCRIPTION

AEX01-TX



- ① Cat5e/6 output port
- ② DC5V Power
- ③ Coaxial input port
- ④ Optical input port.


AEX01-RX




- ① Cat5e/6 input port
- ② Coaxial output port
- ③ Optical output port

CONNECT AND OPERATE

Application 1:



Application 2:



- 1) Connect the HDMI input source (such as HD-DVD/PS3/STB etc) into transmitter over HDMI cable.
- 2) Connect the output of transmitter and input of receiver over CAT5E or CAT6 cable.
- 3) Connect the HDMI output (such as HD-LCD/HD-DLP) into the receiver over HDMI cable.
- 4) Connect power adapter in to the transmitter.

Attention: Insert/Extract cable gently.

MAINTENANCE

Clean this unit with a soft, dry cloth. Never use alcohol, paint thinner or benzene to clean this unit.

PRODUCT SERVICE

- 1) **Damage requiring service:** The unit should be serviced by qualified service personnel if:
 - (a)The DC power supply cord or AC adaptor has been damaged;
 - (b)Objects or liquids have gotten into the unit;
 - (c)The unit has been exposed to rain;
 - (d)The unit does not operate normally or exhibits a marked change in performance;
 - (e)The unit has been dropped or the cabinet damaged.
- 2) **Servicing Personnel:** Do not attempt to service the unit beyond that described in these operating instructions. Refer all other servicing to authorized servicing personnel.
- 3) **Replacement parts:** When parts need replacing ensure the servicer uses parts specified by the manufacturer or parts that have the same characteristics as the original parts. Unauthorized substitutes may result in fire, electric shock, or other hazards.

4) **Safety check:** After repairs or service, ask the servicer to perform safety checks to confirm that the unit is in proper working condition.

WARRANTY

If your product does not work properly because of a defect in materials or workmanship, our Company (referred to as "the warrantor") will , for the length of the period indicated as below,

(Parts(2)Year ,Labor(90) Days) which starts with the date of original purchase ("Limited Warranty period"), at its option either(a) repair your product with new or refurbished parts, or (b) replace it with a new of a refurbished product. The decision to repair or replace will be made by the warrantor.

During the "Labor" Limited Warranty period there will be no charge for labor.

During the "Parts" warranty period, there will be no charge for parts. You must mail-in your product during the warranty period. This Limited Warranty is extended only to the original purchaser and only covers product purchased as new. A purchase receipt or other proof of original purchase date is required for Limited Warranty service.

LIMITED WARRANTY LIMITS AND EXCLUSIONS

1) This Limited Warranty ONLY COVERS failures due to defects in materials or workmanship, and DOES NOT COVER normal wear and tear or cosmetic damage. The Limited Warranty ALSO DOES NOT COVER damages which occurred in shipment, or failures which are caused by products not supplied by warrantor,or failures which result from accidents,misuse,abuse,neglect, mishandling, misapplication, alteration, faulty installation, set-up adjustments, misadjustment of consumer controls, improper maintenance, power line surge, lightning damage, modification, or service by anyone other than a Factory Service center or other Authorized Servicer, or damage that is attributable to acts of God.

2) THERE ARE NO EXPRESS WARRANTIES EXCEPT AS LISTED UNDER "LIMITED WARRANTY COVERAGE".THE WARRANTOR IS NOT LIABLE FOR INCIDENTAL OR CONSEQUENTIAL DAMAGES RESULTING FROM THE USE OF THIS PRODUCT, OR ARISING OUT OF ANY BREACH OF THIS WARRANTY. (As examples, this excludes damages for lost time, cost of having someone remove or re-install an installed unit if applicable, travel to and from the service, loss of or damage to media or images, data or other recorded content. The items listed are not exclusive, but are for illustration only.

PARTS AND SERVICE, WHICH ARE NOT COVERED BY THIS LIMITED WARRANTY, ARE YOUR RESPONSIBILITY.