

FX-EX21C

HDMI Extender over single Cat5e/6 cable,with Loop HDMI Output

Dear Customer

Thank you for purchasing this product. For optimum performance and safety, please read these instructions carefully before connecting, operating or adjusting this product. Please keep this manual for future reference.

ABLE OF CONTENTS

Feature

Specifications

Package Contents

Panel Descriptions

Connecting and Operating

Typical Application

Product Service

Warranty

Feature

- Each set includes one transmitter and one receiver.
- Transmit Over 50m single CAT5e/6 without signal loss.
- Support 1xLoop HDMI output on the transmitter.
- Support high definition resolution up to Full HD 1080p.
- Support Dolby True-HD, DTS-HD Master audio.
- EDID reading and saving from display.
- With Bi-Direction wideband IR (38~56 kHz).
- Support 3D.

NOTICE

Our company reserve the right to make changes in the hardware, packaging and any accompanying documentation without prior written notice.

SPECIFICATIONS

Operating Temperature Range	-5 to +65°C (+23 to +149°F)
Operating Humidity Range	5 to 90%RH (No Condensation)
Data transfer speed	6.75Gbps
Connectors on Transmitter	HDMI Receptacle x 2 (1xHDMI input, 1xHDMI loop output) RJ45 Receptacle x 1 Power DC Receptacle x 1 IR Receptacle x 2(for IR TX and RX cable)
Connectors on Receiver	HDMI Receptacle x 1 RJ45 Receptacle x 1 Power DC Receptacle x 1 IR Receptacle x 2(for IR TX and RX cable)
Resolution outputs	1080p/1080i/720p/576p/480p
Audio format supported	DTS-HD Master Audio, Dolby True HD, multi-channel 5.1, stereo etc
Output Video Signal	HDMI
Dimension (L×W×H)	TX: L127.1xW70.6xH28.2mm RX: L85xW65xH24mm
Power supply	DC 5V Power supply
Power consumption	3.5W(MAX)

Transmission Distance	1080p up to 50m(1)
Net Weight	480g (1 Pair)
IR wavelength & frequency	Wavelength: 940nm IR Frequency: 38KHz - 56KHz

Note: Specifications are subject to change without notice. Mass and dimensions are approximate.


PACKING CONTENTS

- 1) FX-EX21C(TX&RX)
- 2) 2 x IR TX Emitter
- 3) 2x IR RX Receiver
- 4) 2x5V/1A DC Adapter
- 5) 1xUser Manual

Notes: Please confirm if the product and the accessories and all in duded, if not please contact with the dealers.

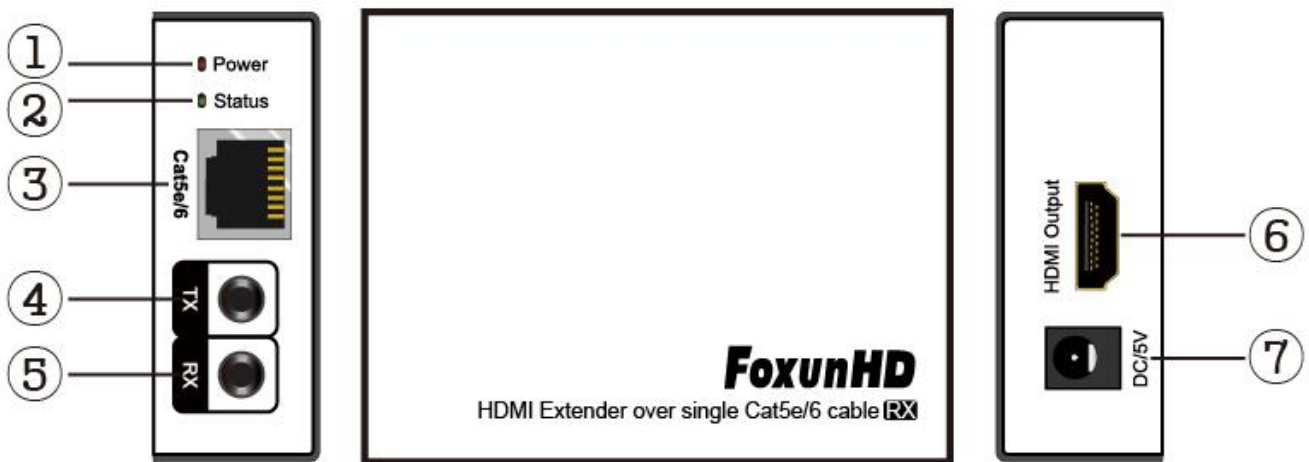
PANEL DESCRIPTION

FX-EX21C-TX



- 1 . HDMI Output.
- 2 . EDID copy button.
- 3 . Status of power input. When power input on, the LED lights.
- 4 . Status of signal connection. When this works well, the LED lights.
- 5 . CAT-5E/6 output.
- 6 . IR TX.
- 7 . IR RX.
- 8 . HDMI Input.
- 9 . Power input, 5VDC.

FX-EX21C-RX



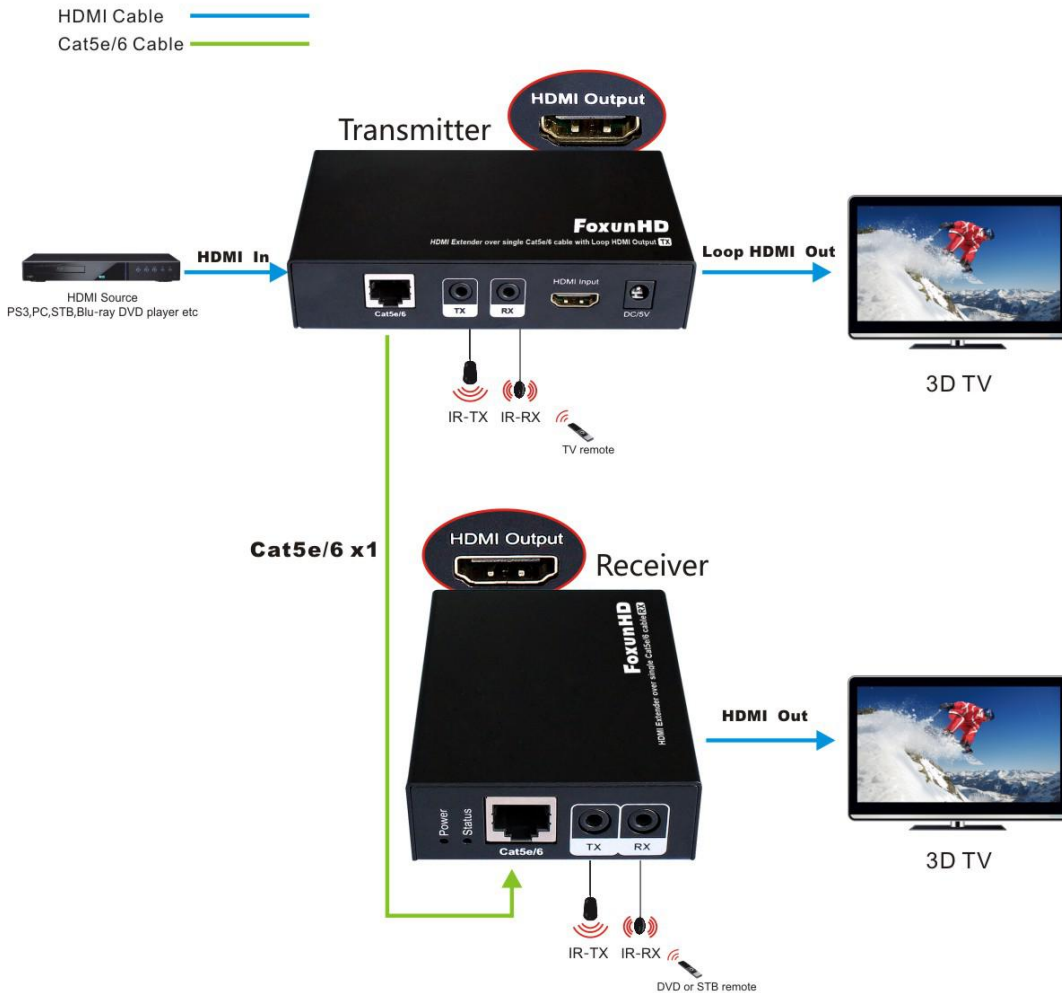
- 1 . Status of signal connection. When this works well, the LED lights
- 2 . Status of power input. When power input on, the LED lights
- 3 . CAT-5E/6 input
- 4 . IR TX
- 5 . IR RX
- 6 . HDMI output
- 7 . Power input, 5VDC.

CONNECT AND OPERATE

1. Connect 1 source such as a Blu-Ray Player, game console, STB, etc. to the HDMI input on the transmitter
2. Connect 1 display such as an HDTV or HD Projector to the Loop HDMI output on the transmitter.

3. Connect 1 display such as an HDTV or HD Projector to the HDMI output on the receiver .
4. Connect a single Category 5e/6/7 up to (50m) to both transmitter and receiver.
5. Plug in the IR-RX cable and IR-TX cable to the IR jack port located on the Receiver and transmitter balun.
6. Power on the transmitter and receiver firstly, then power on the source and sink.

Wiring Diagram



※ With Bi-Direction wideband IR (38~56 kHz)

Attention: 1) Insert/Extract cable gently.

2) Please don't insert into or pull out HDMI Cable when power on. please connect Cable only when power is off.

MAINTENANCE

Clean this unit with a soft, dry cloth. Never use alcohol, paint thinner or benzene to clean this unit.

PRODUCT SERVICE

- 1) **Damage requiring service:** The unit should be serviced by qualified service personnel if:
 - (a)The DC power supply cord or AC adaptor has been damaged;
 - (b)Objects or liquids have gotten into the unit;
 - (c)The unit has been exposed to rain;
 - (d)The unit does not operate normally or exhibits a marked change in performance;
 - (e)The unit has been dropped or the cabinet damaged.
- 2) **Servicing Personnel:** Do not attempt to service the unit beyond that described in these operating instructions. Refer all other servicing to authorized servicing personnel.
- 3) **Replacement parts:** When parts need replacing ensure the servicer uses parts specified by the manufacturer or parts that have the same characteristics as the original parts. Unauthorized substitutes may result in fire, electric shock, or other hazards.
- 4) **Safety check:** After repairs or service, ask the servicer to perform safety checks to confirm that the unit is in proper working condition.

WARRANTY

If your product does not work properly because of a defect in materials or workmanship, our Company (referred to as "the warrantor") will , for the length of the period indicated as below,

(Parts(2)Year ,Labor(90) Days) which starts with the date of original purchase ("Limited Warranty period"), at its option either(a) repair your product with new or refurbished parts, or (b) replace it with a new of a refurbished product. The decision to repair or replace will be made by the warrantor.

During the "Labor" Limited Warranty period there will be no charge for labor.

During the "Parts" warranty period, there will be no charge for parts. You must mail-in your product during the warranty period. This Limited Warranty is extended only to the original purchaser and only covers product purchased as new. A purchase receipt or other proof of original purchase date is required for Limited Warranty service.

LIMITED WARRANTY LIMITS AND EXCLUSIONS

- 1) This Limited Warranty ONLY COVERS failures due to defects in materials or workmanship, and DOES NOT COVER normal wear and tear or cosmetic damage. The Limited Warranty ALSO DOES NOT COVER

damages which occurred in shipment, or failures which are caused by products not supplied by warrantor, or failures which result from accidents, misuse, abuse, neglect, mishandling, misapplication, alteration, faulty installation, set-up adjustments, misadjustment of consumer controls, improper maintenance, power line surge, lightning damage, modification, or service by anyone other than a Factory Service center or other Authorized Servicer, or damage that is attributable to acts of God.

2) THERE ARE NO EXPRESS WARRANTIES EXCEPT AS LISTED UNDER "LIMITED WARRANTY COVERAGE". THE WARRANTOR IS NOT LIABLE FOR INCIDENTAL OR CONSEQUENTIAL DAMAGES RESULTING FROM THE USE OF THIS PRODUCT, OR ARISING OUT OF ANY BREACH OF THIS WARRANTY. (As examples, this excludes damages for lost time, cost of having someone remove or re-install an installed unit if applicable, travel to and from the service, loss of or damage to media or images, data or other recorded content. The items listed are not exclusive, but are for illustration only. PARTS AND SERVICE, WHICH ARE NOT COVERED BY THIS LIMITED WARRANTY, ARE YOUR RESPONSIBILITY.