

## **FX-SDI-401**

### **4x1 SDI Switch & Repeater with Re-clocking Function**

#### **Dear Customer**

Thank you for purchasing this product. For optimum performance and safety, please read these instructions carefully before connecting, operating or adjusting this product. Please keep this manual for future reference.

#### **ABLE OF CONTENTS**

**Feature**

**Introduction**

**Specifications**

**Package Contents**

**Panel Descriptions**

**Connecting and Operating**

**Typical Application**

**Product Service**

**Warranty**

**Feature**

- Switch 4 SDI inputs to 1 SDI Monitor
- Support SDI Standard :SD-SDI,HD-SDI, 3G-SDI
- Single unit can transmit up to 120m/390ft (Beldon 1694A)
- Re-clocking function capability---unlimited repeater connection
- With mounting ears
- Power consumption:2watts
- Dimension (L×W×H):105x93x30mm

**NOTICE**

Our company reserve the right to make changes in the hardware, packaging and any accompanying documentation without prior written notice.

**INTRODUCTION**

It is newest 4x1 3G SDI Switch&Repeater . It offers HD video solution for super market, shopping mall; HDTV, STB, DVD and projector factory; data control center; conference rooms; education and training; luxurious house; home theaters etc.

**SPECIFICATIONS**

<b>Re-clocking Function</b>	Yes
<b>SDI Standards</b>	SD-SDI, HD-SDI,3G-SDI
<b>Supported Protocols</b>	SMPTE 259M SMPTE 292M SMPTE 424M
<b>Data Rates</b>	270Mbps(SD-SDI), 1.485Gbps (HD-SDI), 2.97Gbps (3G-SDI)
<b>Video Support</b>	480i@60hz, 720p@50/59.94/60hz, 1080i@50/59.94/60hz, 1080p@23.98/24/25/29.97/30/50/59.94/60hz
<b>SDI Signal Type</b>	SMPTE-292M, SMPTE-259M, SMPTE-424M
<b>Output Impedance</b>	75 ohms

<b>Cable Equalization</b>	HD-SDI up to 120m SD-SDI up to 200m Unlimited repeater connection
<b>Audio Sampling rate</b>	48Khz
<b>Impedance</b>	75 ohms
<b>Input</b>	4x BNC [SDI]
<b>Output</b>	1x BNC [SDI]
<b>Power Adapter</b>	5V 1A DC
<b>Power Consumption</b>	2W
<b>Dimension(LxWxH)</b>	116x93x30mm
<b>Operating Temperature</b>	-5 to +65°C(+23 to +149°F)
<b>Storage Temperature</b>	-20°C ~ 60°C / -4°F ~ 140°F
<b>Relative Humidity</b>	20~90% RH (no condensation)
<b>Housing Material</b>	Metal case

**Note: Specifications are subject to change without notice. Mass and dimensions are approximate.**

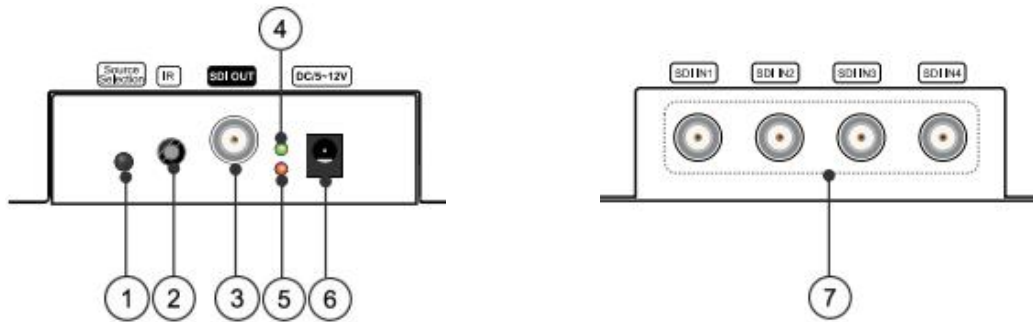
#### **PACKING CONTENTS**

- 1) 4x1 SDI Switch &repeater
- 2) 5V 1A DC power adaptor
- 3) Operating Instructions

**Notes: Please confirm if the product and the accessories and all in duded, if not please contact with the dealers.**

#### **PANEL DESCRIPTION**

## Panel



- 1) Source Selection
- 2) IR Extension receiver input
- 3) SDI output port
- 4) Indicator for DC
- 5) Indicator for signal
- 6) Power Input
- 7) SDI input 1~4

**CONNECT AND OPERATE**

1. Connect 4xSDI device equipped with SDI output to 4x1 SDI switch inputs.
2. Connect devices equipped with SDI input (e.g monitors or video processors) to the 4x1 SDI switch output.
3. Plug power adapter into power jack.

## Note:

- 1) .This item can also work with our HDMI to SDI converter and SDI to HDMI converter, 1x2 SDI splitter.
- 2) We suggest you use cable with Belden 1694A.
- 3) The distance depends on the quality of the SDI signal from the HD Camera source and also the coax cable & connector.

**Typical Application**

- 1) Distribute 4 SDI input to 1 SDI output


Coaxial cable (RG59) ———



## 2) Connect with FX-HSD1 and FX-SDH1

Connect with HDMI to SDI Converter and SDI to HDMI Converter


HDMI cable ———  
Coaxial cable (RG59) ———



## 3) Repeater connection

### Repeater connection

Coaxial cable (RG59) ———



**Attention: 1) Insert/Extract cable gently.**

**2) Please don't insert into or pull out HDMI Cable when power on. please connect Cable only when power is off.**

## MAINTENANCE

Clean this unit with a soft, dry cloth. Never use alcohol, paint thinner or benzene to clean this unit.

## PRODUCT SERVICE

- 1) **Damage requiring service:** The unit should be serviced by qualified service personnel if:
  - (a)The DC power supply cord or AC adaptor has been damaged;
  - (b)Objects or liquids have gotten into the unit;
  - (c)The unit has been exposed to rain;
  - (d)The unit does not operate normally or exhibits a marked change in performance;
  - (e)The unit has been dropped or the cabinet damaged.
- 2) **Servicing Personnel:** Do not attempt to service the unit beyond that described in these operating instructions. Refer all other servicing to authorized servicing personnel.
- 3) **Replacement parts:** When parts need replacing ensure the servicer uses parts specified by the manufacturer or parts that have the same characteristics as the original parts. Unauthorized substitutes may result in fire, electric shock, or other hazards.
- 4) **Safety check:** After repairs or service, ask the servicer to perform safety checks to confirm that the unit is in proper working condition.

## WARRANTY

If your product does not work properly because of a defect in materials or workmanship, our Company (referred to as "the warrantor" ) will , for the length of the period indicated as below,

**(Parts(2)Year ,Labor(90) Days)** which starts with the date of original purchase ("Limited Warranty period"), at its option either(a) repair your product with new or refurbished parts, or (b) replace it with a new of a refurbished product. The decision to repair or replace will be made by the warrantor.

During the "Labor" Limited Warranty period there will be no charge for labor.

During the "Parts" warranty period, there will be no charge for parts. You must mail-in your product during the warranty period. This Limited Warranty is extended only to the original purchaser and only covers product purchased as new. A purchase receipt or other proof of original purchase date is required for Limited Warranty service.

## LIMITED WARRANTY LIMITS AND EXCLUSIONS

- 1) This Limited Warranty ONLY COVERS failures due to defects in materials or workmanship, and DOES NOT COVER normal wear and tear or cosmetic damage. The Limited Warranty ALSO DOES NOT COVER

damages which occurred in shipment, or failures which are caused by products not supplied by warrantor, or failures which result from accidents, misuse, abuse, neglect, mishandling, misapplication, alteration, faulty installation, set-up adjustments, misadjustment of consumer controls, improper maintenance, power line surge, lightning damage, modification, or service by anyone other than a Factory Service center or other Authorized Servicer, or damage that is attributable to acts of God.

2) THERE ARE NO EXPRESS WARRANTIES EXCEPT AS LISTED UNDER "LIMITED WARRANTY COVERAGE". THE WARRANTOR IS NOT LIABLE FOR INCIDENTAL OR CONSEQUENTIAL DAMAGES RESULTING FROM THE USE OF THIS PRODUCT, OR ARISING OUT OF ANY BREACH OF THIS WARRANTY. (As examples, this excludes damages for lost time, cost of having someone remove or re-install an installed unit if applicable, travel to and from the service, loss of or damage to media or images, data or other recorded content. The items listed are not exclusive, but are for illustration only. PARTS AND SERVICE, WHICH ARE NOT COVERED BY THIS LIMITED WARRANTY, ARE YOUR RESPONSIBILITY.