

FX-SP144E-HD4k2k

Supports 3D, 4Kx2K @60Hz(YUV 4:2:0), HDCP, EDID

Dear Customer

Thank you for purchasing this product. For optimum performance and safety, please read these instructions carefully before connecting, operating or adjusting this product. Please keep this manual for future reference.

ABLE OF CONTENTS

Feature

Introduction

Specifications

Package Contents

Panel Descriptions

EDID Introduction

Connecting and Operating

Typical Application

Product Service

Warranty

Feature

- Simultaneously displays an Ultra Hi-Def source on up to four Ultra HD displays.
- Supports resolutions up to Ultra HD 4Kx2K(3840x2160@60Hz YUV 4:2:0) and 1080p Full HD.
- Supports four kinds of EDID handling abilities: mixed EDID, copy EDID, default 1080p output, default 4Kx2K output.
- Supports 36 bit Deep Color.
- Supports LPCM 7.1, Dolby TrueHD, Dolby digital Plus, and DTS-HD Master Audio .
- Supports HDMI input/output cable 10 to 15metres at 1080p/8-bit resolution
- HDCP Compliant.
- Support 3D.
- DC 5V1A Power supply.
- Power consumption:1watts
- Dimension (L×W×H):115x62x25mm

NOTICE

Our company reserve the right to make changes in the hardware, packaging and any accompanying documentation without prior written notice.

INTRODUCTION

FX-SP144E-HD4k2k is a HDMI Splitter that distribute 1 Ultra HD source to 4 Ultra HD displays,with 2 Bit DIP switch to select from 4 kinds of EDID models.

SPECIFICATIONS

Operating Temperature Range	-5 to +65°C(+23 to +149°F)
Operating Humidity Range	5 to 90%RH (No Condensation)
Bandwidth frequency	10.2Gbps
Input Ports	1xHDMI Female
Output ports	4xHDMI outputs(female)
Resolution outputs	Up to 4k x2k(3840x2160@60Hz YUV 4:2:0)
Transmission Distance	15m (Maximum) over standard HDMI cable/26AWG

Power consumption	1watts
Dimension (L×W×H)	115x62x25mm

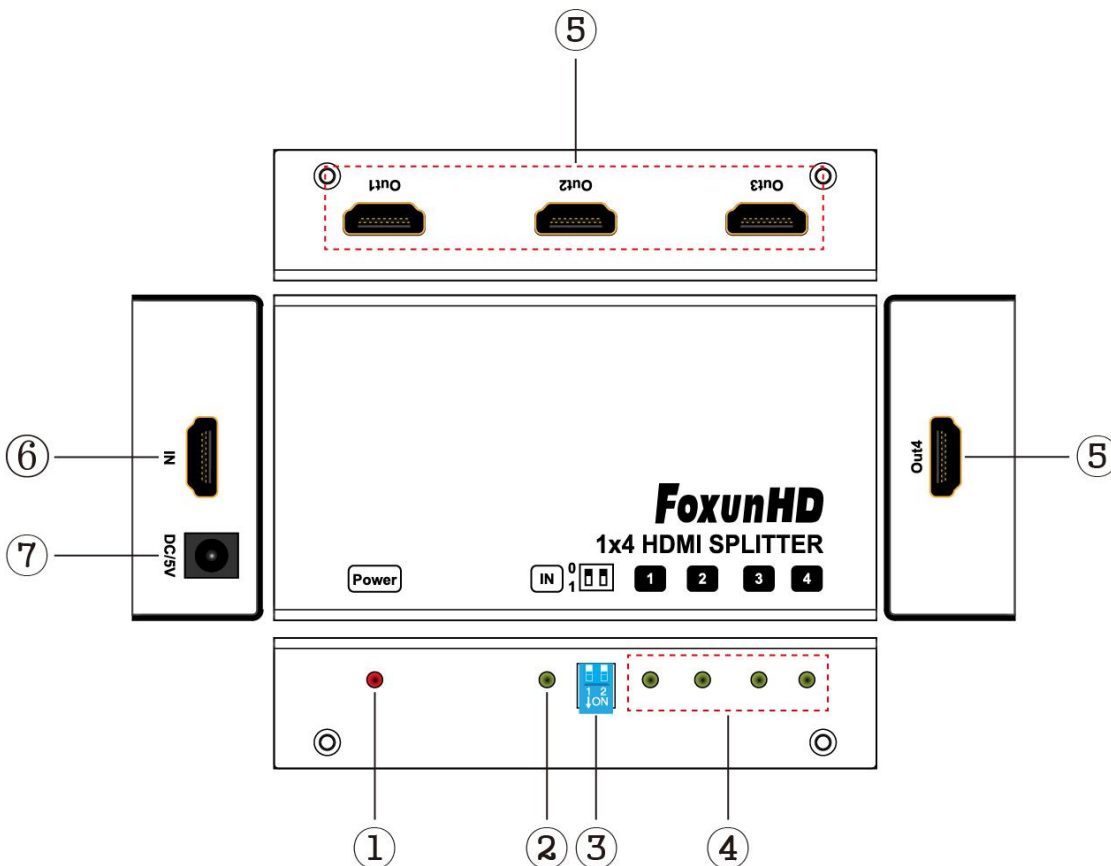
Note: Specifications are subject to change without notice. Mass and dimensions are approximate.

PACKING CONTENTS

- 1) Main Unit. 1x4HDMI Splitter
- 2) 5V1A DC Power Supply.
- 3) User manual

Notes: Please confirm if the product and the accessories and all in duded, if not please contact with the dealers.

PANEL DESCRIPTION




- 1) Power input Indicator


2)Indicator of the HDMI input source, when display the HDMI input source, the corresponding LED lights is blue, means the HDMI input source is in a editable states.

3) DIP switch for EDID choosing

 00: mixed EDID,

 11: copy EDID,

 10: default 1080p output,

 01: default 4Kx2K output





4) indicator of HDMI output

5) HDMI output

6) HDMI Input

7) Power output

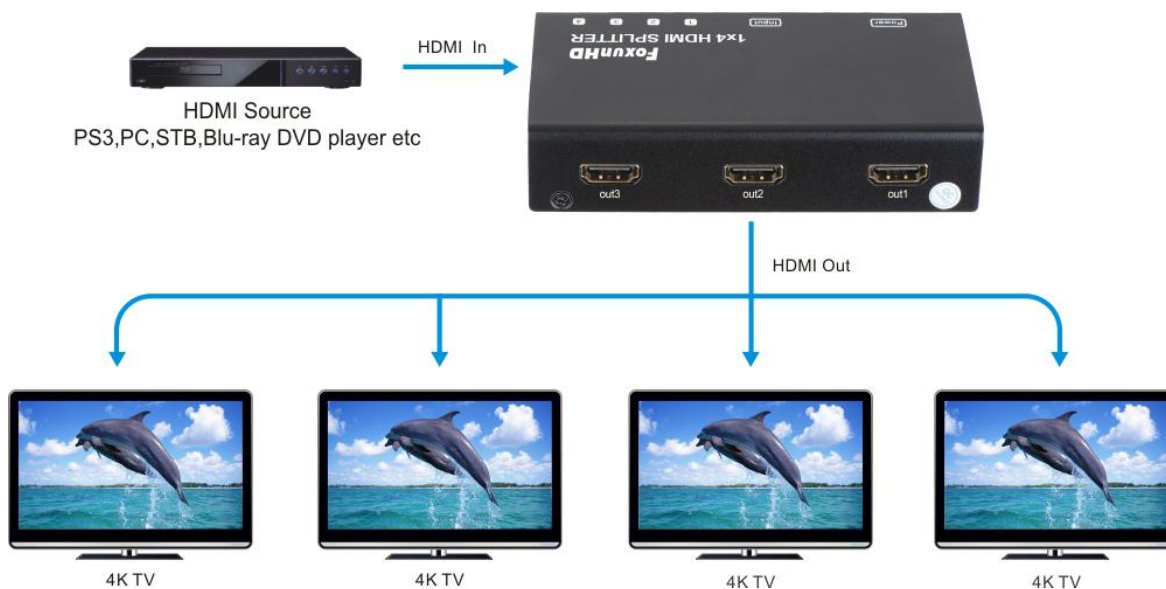
EDID Introduction

EDID switch statuses	EDID function description
 11	Copy EDID(output4 is prior port,when output4 is connected to one display,another display which connected to output 2 will follow the resolution of output1;when output4 is disconnected,all other 3 displays will output 1080p)
 00	Mixed EDID(always follow the lowest resolution of the Displays connected to 4 outputs, in order to support all displays show the source)
 10	Default 1080P output(output a default 1080p source,in this case all outputs will display 1080p if they support resolution 1080p and above.)
 01	Default 4Kx2K output(output a default 4K source,in this case all outputs will display 4K if they support resolution 4kx2k and above.)

CONNECT AND OPERATE

- 1) Connect the HDMI input source to input port of HDMI splitter.
- 2) Connect the HDMI splitter output ports to the displays.
- 3) Power up splitter, source and displays.

Typical Application



Attention: 1) Insert/Extract cable gently.

2) Please don't insert into or pull out HDMI Cable when power on. please connect Cable only when power is off.

MAINTENANCE

Clean this unit with a soft, dry cloth. Never use alcohol, paint thinner or benzene to clean this unit.

PRODUCT SERVICE

- 1) **Damage requiring service:** The unit should be serviced by qualified service personnel if:
 - (a) The DC power supply cord or AC adaptor has been damaged;
 - (b) Objects or liquids have gotten into the unit;
 - (c) The unit has been exposed to rain;
 - (d) The unit does not operate normally or exhibits a marked change in performance;

(e)The unit has been dropped or the cabinet damaged.

2) **Servicing Personnel:** Do not attempt to service the unit beyond that described in these operating instructions. Refer all other servicing to authorized servicing personnel.

3) **Replacement parts:** When parts need replacing ensure the servicer uses parts specified by the manufacturer or parts that have the same characteristics as the original parts. Unauthorized substitutes may result in fire, electric shock, or other hazards.

4) **Safety check:** After repairs or service, ask the servicer to perform safety checks to confirm that the unit is in proper working condition.

WARRANTY

If your product does not work properly because of a defect in materials or workmanship, our Company (referred to as "the warrantor") will , for the length of the period indicated as below,

(Parts(2)Year ,Labor(90) Days) which starts with the date of original purchase ("Limited Warranty period"), at its option either(a) repair your product with new or refurbished parts, or (b) replace it with a new of a refurbished product. The decision to repair or replace will be made by the warrantor.

During the "Labor" Limited Warranty period there will be no charge for labor.

During the "Parts" warranty period, there will be no charge for parts. You must mail-in your product during the warranty period. This Limited Warranty is extended only to the original purchaser and only covers product purchased as new. A purchase receipt or other proof of original purchase date is required for Limited Warranty service.

LIMITED WARRANTY LIMITS AND EXCLUSIONS

1) This Limited Warranty ONLY COVERS failures due to defects in materials or workmanship, and DOES NOT COVER normal wear and tear or cosmetic damage. The Limited Warranty ALSO DOES NOT COVER damages which occurred in shipment, or failures which are caused by products not supplied by warrantor,or failures which result from accidents,misuse,abuse,neglect, mishandling, misapplication, alteration, faulty installation, set-up adjustments, misadjustment of consumer controls, improper maintenance, power line surge, lightning damage, modification, or service by anyone other than a Factory Service center or other Authorized Servicer, or damage that is attributable to acts of God.

2) THERE ARE NO EXPRESS WARRANTIES EXCEPT AS LISTED UNDER "LIMITED WARRANTY

COVERAGE". THE WARRANTOR IS NOT LIABLE FOR INCIDENTAL OR CONSEQUENTIAL DAMAGES RESULTING FROM THE USE OF THIS PRODUCT, OR ARISING OUT OF ANY BREACH OF THIS WARRANTY. (As examples, this excludes damages for lost time, cost of having someone remove or re-install an installed unit if applicable, travel to and from the service, loss of or damage to media or images, data or other recorded content. The items listed are not exclusive, but are for illustration only. PARTS AND SERVICE, WHICH ARE NOT COVERED BY THIS LIMITED WARRANTY, ARE YOUR RESPONSIBILITY.