

FX-VW02 2X2 1080P HD Video wall Controller

Dear Customer

Thank you for purchasing this product. For optimum performance and safety, please read these instructions carefully before connecting, operating or adjusting this product. Please keep this manual for future reference.

ABLE OF CONTENTS

Feature

Introduction

Specifications

Package Contents

Panel Descriptions

EDID Introduction

Connecting and Operating

Typical Application

Product Service

Warranty

Feature

- Split a single Hi-Definition source to four displays:Create a 2x2 video wall from any Hi-Definition source to four screens
- Support HDMI、VGA、CVBS、USB input
- Output:HDMI
- Resolution up to 1080p Full HD
- Support IR,RS232 control
- Support 180 degree rotation
- Support multi-level cascading to create Max 10x10 Video wall
- Size : L483XW270XH44.5mm

NOTICE

Our company reserve the right to make changes in the hardware, packaging and any accompanying documentation without prior written notice.

INTRODUCTION

FX-VW02 is a video wall that support four signal input(HDMI、VGA、CVBS、USB) and HDMI output,support 2X2 Video Wall Controller,Support multi-level cascading to create Max 10x10 Video wall.

SPECIFICATIONS

Material	metal
Operating Temperature Range	-5 to +65°C(+23 to +149°F)
Operating Humidity Range	5 to 90%RH (No Condensation)
Input Video Signal	HDMI(480I ~ 1080P)、VGA (640 x480/85 HZ~ 1920x1200/60HZ) 、 CVBS、 USB (USB2.0)
Output Video Signal	HDMI
Operating Control	IR、RS232
Power supply	DC 220V
Power consumption	Less than 15W
Dimension	L483XW270XH44.5mm

Note: Specifications are subject to change without notice. Mass and dimensions are approximate.

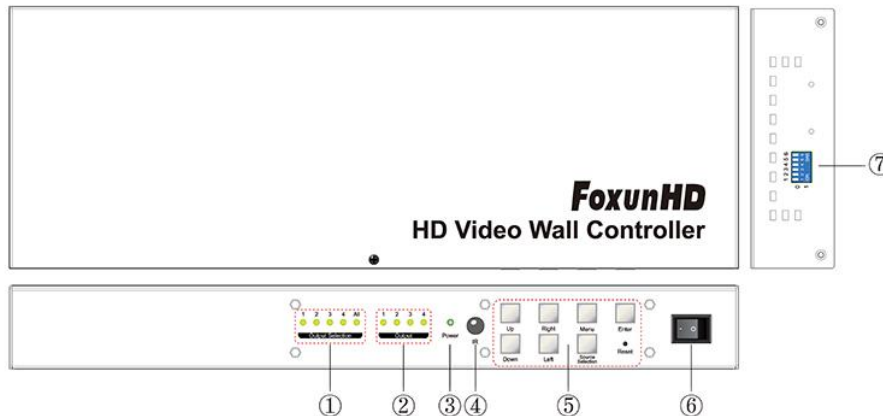
PACKING CONTENTS

- 1) FX-VW02 Video Wall
- 2) 5V4A DC Power Supply.
- 3) IR-RX cable and IR-TX cable
- 4) User manual.

Notes: Please confirm if the product and the accessories and all in duded, if not please contact with the dealers.

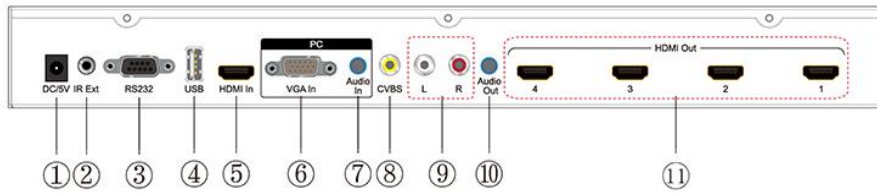
PANEL DESCRIPTION

Front




- 1)Indicator of the HDMI input source, when display the HDMI input source, the corresponding LED lights green.
- 2)Indicator of the outlet connection status.when display the HDMI output source, the corresponding LED lights green, that means the device is editable
- 3)Status of power input .
- 4)IR-RX port
- 5)Button control area
- 6)Power switch
- 7)EDID

Back



- 1) Power input
- 2) IR-TX port
- 3) RS232 input
- 4) USB input
- 5) HDMI input
- 6) VGA input
- 7) PC audio input
- 8) CVBS input
- 9) Left and right channels
- 10) Audio output
- 11) HDMI output

EDID Introduction



- Dial to 000001: the output1 can be coded
- Dial to 000010: the output2 can be coded
- Dial to 000100: the output3 can be coded
- Dial to 001000: the output4 can be coded
- Dial to 010000: multi function code
- Dial to 010000: open splicing mode

CONNECT AND OPERATE

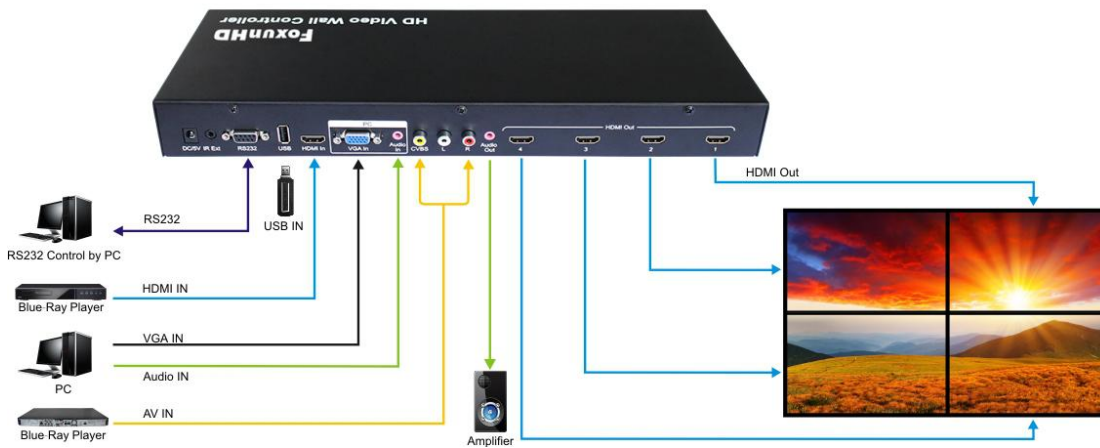
- 1) Connect the HDMI sources (such as PS3, STB, DVD, ETC) to the FX-VW02 .

2) Connect HDMI displays (such as HDTV, HD-LCD) into the HDMI outputs of FX-VW02 .


3) Connect DC 5V4A power to the power port of FX-VW02.

Typical Application

2x2 Video Wall Displaying



Multi-Level Cascading (Max 10x10 Video Wall)



Attention: 1) Insert/Extract cable gently.

2) Please don't insert into or pull out HDMI Cable when power on. please connect Cable only when power is off.

MAINTENANCE

Clean this unit with a soft, dry cloth. Never use alcohol, paint thinner or benzene to clean this unit.

PRODUCT SERVICE

- 1) **Damage requiring service:** The unit should be serviced by qualified service personnel if:
 - (a)The DC power supply cord or AC adaptor has been damaged;
 - (b)Objects or liquids have gotten into the unit;
 - (c)The unit has been exposed to rain;
 - (d)The unit does not operate normally or exhibits a marked change in performance;
 - (e)The unit has been dropped or the cabinet damaged.
- 2) **Servicing Personnel:** Do not attempt to service the unit beyond that described in these operating instructions. Refer all other servicing to authorized servicing personnel.
- 3) **Replacement parts:** When parts need replacing ensure the servicer uses parts specified by the manufacturer or parts that have the same characteristics as the original parts. Unauthorized substitutes may result in fire, electric shock, or other hazards.
- 4) **Safety check:** After repairs or service, ask the servicer to perform safety checks to confirm that the unit is in proper working condition.

WARRANTY

If your product does not work properly because of a defect in materials or workmanship, our Company (referred to as "the warrantor") will , for the length of the period indicated as below,

(Parts(2)Year ,Labor(90) Days) which starts with the date of original purchase ("Limited Warranty period"), at its option either(a) repair your product with new or refurbished parts, or (b) replace it with a new of a refurbished product. The decision to repair or replace will be made by the warrantor.

During the "Labor" Limited Warranty period there will be no charge for labor.

During the "Parts" warranty period, there will be no charge for parts. You must mail-in your product during the warranty period. This Limited Warranty is extended only to the original purchaser and only covers product purchased as new. A purchase receipt or other proof of original purchase date is required for Limited Warranty service.

LIMITED WARRANTY LIMITS AND EXCLUSIONS

- 1) This Limited Warranty ONLY COVERS failures due to defects in materials or workmanship, and DOES

NOT COVER normal wear and tear or cosmetic damage. The Limited Warranty ALSO DOES NOT COVER damages which occurred in shipment, or failures which are caused by products not supplied by warrantor, or failures which result from accidents, misuse, abuse, neglect, mishandling, misapplication, alteration, faulty installation, set-up adjustments, misadjustment of consumer controls, improper maintenance, power line surge, lightning damage, modification, or service by anyone other than a Factory Service center or other Authorized Servicer, or damage that is attributable to acts of God.

2) THERE ARE NO EXPRESS WARRANTIES EXCEPT AS LISTED UNDER "LIMITED WARRANTY COVERAGE". THE WARRANTOR IS NOT LIABLE FOR INCIDENTAL OR CONSEQUENTIAL DAMAGES RESULTING FROM THE USE OF THIS PRODUCT, OR ARISING OUT OF ANY BREACH OF THIS WARRANTY. (As examples, this excludes damages for lost time, cost of having someone remove or re-install an installed unit if applicable, travel to and from the service, loss of or damage to media or images, data or other recorded content. The items listed are not exclusive, but are for illustration only. PARTS AND SERVICE, WHICH ARE NOT COVERED BY THIS LIMITED WARRANTY, ARE YOUR RESPONSIBILITY.