

FX-SW05

SW05 5X1 HDMI HD Splitter with Audio Extractor,support CEC,ARC functions

Dear Customer

Thank you for purchasing this product. For optimum performance and safety, please read these instructions carefully before connecting, operating or adjusting this product. Please keep this manual for future reference.

ABLE OF CONTENTS

Feature

Specifications

Package Contents

Panel Descriptions

Connecting and Operating

Typical Application

Product Service

Warranty

Feature

- 5X1 HDMI switcher, Select one of 5 different HDMI Signal input sources and switch to 1 HDMI display.
- Supports Resolution up to 4kx2k.
- Panel button and support CEC.
- Manual or with remote controller to select input signals.
- Support HDCP.
- Support ARC (Audio Return Channel).
- Support High Definition Audio : Dolby TrueHD, DTS-HD Master Audio .
- Supports 30/36bit deep color display.
- Dimension (L×W×H):115x62x25mm.
- Net Weight:212g .

NOTICE

Our company reserve the right to make changes in the hardware, packaging and any accompanying documentation without prior written notice.

SPECIFICATIONS

| | |
|-----------------------------|--|
| Material | metal |
| Operating Temperature Range | -5 to +65°C (+23 to +149°F) |
| Operating Humidity Range | 5 to 90%RH (No Condensation) |
| Input Video Signal | 0.5-1.0 Volts P-P |
| Input DDC Signal | 5 volts p-p(TTL) |
| Support Video format | DTV/HDTV;4Kx2K/1080P/1080i/720P/576P480P/480i 3D video |
| Support Video Color Format | xv-YCC/deep color 36bit |
| Support Audio Format | DTS-HD Master Audio、Dolby true-HD etc. |
| Power | DC 5V 1A |
| Data transfer speed rate | 3.4Gbps |
| Support HDMI | HDMI1.4b |
| Power consumption | 2watts |

| | |
|-----------------------|------------------------------------|
| Transmission Distance | 15m over standard HDMI cable/26AWG |
| Dimension (L×W×H) | 115x62x25mm |
| Net Weight | 212g |

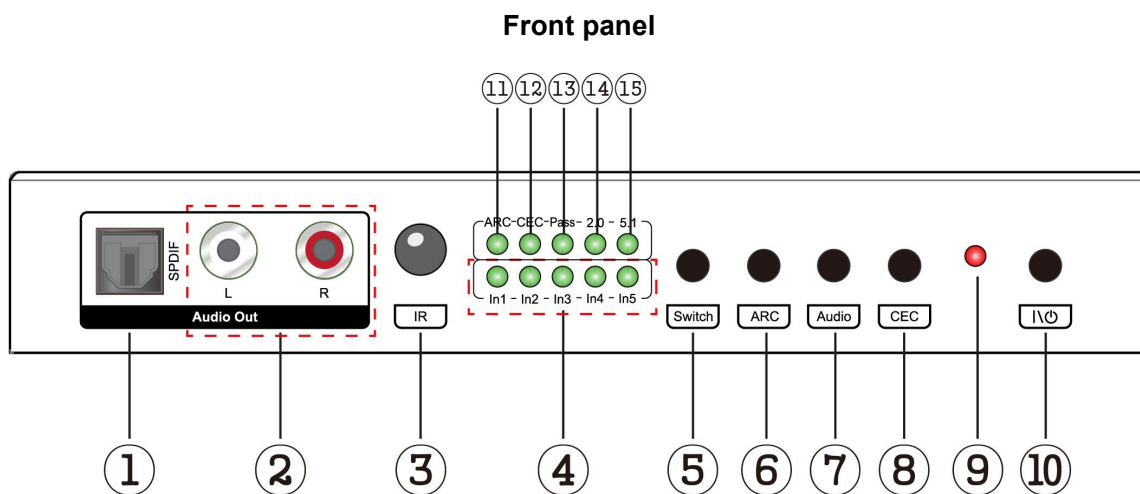
Note: Specifications are subject to change without notice. Mass and dimensions are approximate.

PACKING CONTENTS

- 1) Main Unit. Mini 5*1 HDMI switcher
- 2) 5VDC 1A Power Supply.
- 3) Operating Instructions,
- 4) Infrared Remote Controller

Notes: Please confirm if the product and the accessories and all in duded, if not please contact with the dealers.

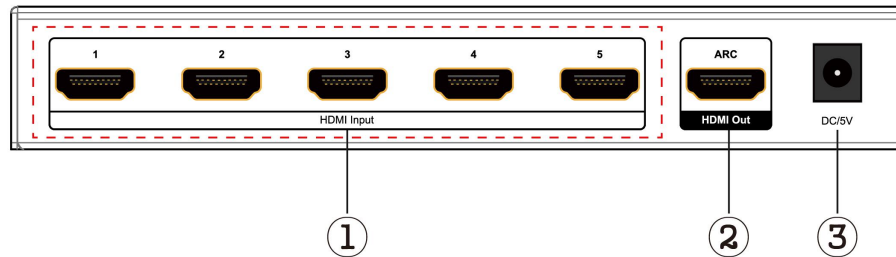
PANEL DESCRIPTION



- | | | |
|---|---------------------------------|------------------------|
| 1) SPDIF Audio output | 2) Analog Audio Output | 3) IR Receiver window |
| 4) HDMI inputs | 5) Switch for source selection | 6) Switch for ARC |
| 7) Switch to 2.0CH/5.1 audio/Auto | 8)CEC On/Off Switch① | 9) power indicator |
| 10) power on/off switch | | |
| 11) When switch to “ARC”, the indicator will turn green | | |
| 12) When switch to “CEC”, the indicator will turn green | | |
| 13) When switch to “Pass”, the indicator will turn green | | |
| 14) When switch to “2.0 audio”, the indicator will turn green | | |

15) When switch to "5.1 audio", the indicator will turn green

Rear panel



1) HDMI inputs 2)HDMI output(Support ARC) 3)DC 5V

CONNECT AND OPERATE

1) Audio Extration connection

- 1) Connect the HDMI signal sources (Such as PS3, STB etc) into HDMI input.
- 2) Connect the HDMI display device (such as: HD-LCD, HD-DLP) into HDMI output.
- 3) Connect optical audio cable or RCA audio cable to Amplifier.
- 4) Connect DC 5V power to the HDMI Switch.

2) ARC Connection


- 1) make sure the display support ARC
- 2) Connect the HDMI signal sources(Such as PS3,STB etc) into HDMI TV
- 3) Connect HDMI to TV to the output of HDMI switch
- 4) Connect optical audio cable or RCA audio cable to Amplifier
- 5) Connect DC 5V power to the HDMI switch

Typical Application

1) Audio Extration connecting

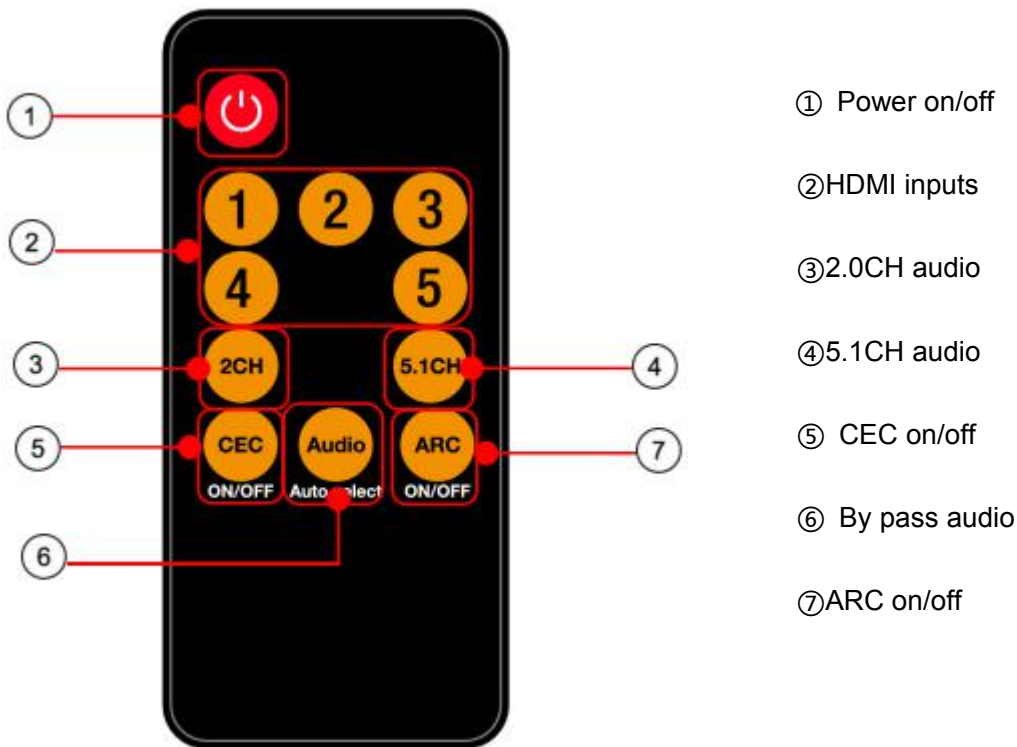


2) ARC Connection



Attention: 1) Insert/Extract cable gently.

2) Please don't insert into or pull out HDMI Cable when power on. please connect Cable only when power is off.



MAINTENANCE

Clean this unit with a soft, dry cloth. Never use alcohol, paint thinner or benzene to clean this unit.

PRODUCT SERVICE

1) **Damage requiring service:** The unit should be serviced by qualified service personnel if:

- (a) The DC power supply cord or AC adaptor has been damaged;
- (b) Objects or liquids have gotten into the unit;
- (c) The unit has been exposed to rain;
- (d) The unit does not operate normally or exhibits a marked change in performance;
- (e) The unit has been dropped or the cabinet damaged.

2) **Servicing Personnel:** Do not attempt to service the unit beyond that described in these operating instructions. Refer all other servicing to authorized servicing personnel.

3) **Replacement parts:** When parts need replacing ensure the servicer uses parts specified by the manufacturer or parts that have the same characteristics as the original parts. Unauthorized substitutes may result in fire, electric shock, or other hazards.

4) **Safety check:** After repairs or service, ask the servicer to perform safety checks to confirm that the unit is in proper working condition.

WARRANTY

If your product does not work properly because of a defect in materials or workmanship, our Company (referred to as "the warrantor") will , for the length of the period indicated as below,

(Parts(2)Year ,Labor(90) Days) which starts with the date of original purchase ("Limited Warranty period"), at its option either(a) repair your product with new or refurbished parts, or (b) replace it with a new of a refurbished product. The decision to repair or replace will be made by the warrantor.

During the "Labor" Limited Warranty period there will be no charge for labor.

During the "Parts" warranty period, there will be no charge for parts. You must mail-in your product during the warranty period. This Limited Warranty is extended only to the original purchaser and only covers product purchased as new. A purchase receipt or other proof of original purchase date is required for Limited Warranty service.

LIMITED WARRANTY LIMITS AND EXCLUSIONS

1) This Limited Warranty ONLY COVERS failures due to defects in materials or workmanship, and DOES NOT COVER normal wear and tear or cosmetic damage. The Limited Warranty ALSO DOES NOT COVER damages which occurred in shipment, or failures which are caused by products not supplied by warrantor,or failures which result from accidents,misuse,abuse,neglect, mishandling, misapplication, alteration, faulty installation, set-up adjustments, misadjustment of consumer controls, improper maintenance, power line surge, lightning damage, modification, or service by anyone other than a Factory Service center or other Authorized Servicer, or damage that is attributable to acts of God.

2) THERE ARE NO EXPRESS WARRANTIES EXCEPT AS LISTED UNDER "LIMITED WARRANTY COVERAGE".THE WARRANTOR IS NOT LIABLE FOR INCIDENTAL OR CONSEQUENTIAL DAMAGES RESULTING FROM THE USE OF THIS PRODUCT, OR ARISING OUT OF ANY BREACH OF THIS WARRANTY. (As examples, this excludes damages for lost time, cost of having someone remove or re-install an installed unit if applicable, travel to and from the service, loss of or damage to media or images, data or other recorded content. The items listed are not exclusive, but are for illustration only.

PARTS AND SERVICE, WHICH ARE NOT COVERED BY THIS LIMITED WARRANTY, ARE YOUR RESPONSIBILITY.